











Part Number	Product Description	Bin	Product
<u>90014A10</u>	<u>4A10 UPRIGHT R</u>	<u>06/02/015</u>	
<u>90014A10S</u>	<u>4A10 UPRIGHT L</u>	<u>06/02/016</u>	
<u>90014A11</u>	<u>4A11 CONVEYOR BRG HOLDER WITH BEARINGS</u>	<u>06/02/011</u>	




Part Number	Product Description	Bin	Product
<u>90014A24L</u>	<u>4A24L CENTER LOW</u> <u>LEFT</u> <u>CASTING</u>	<u>06/02/011</u>	
<u>90014A24R</u>	<u>4A24R CENTER LOW</u> <u>RIGHT</u> <u>CASTING</u>	<u>06/02/011</u>	
<u>90015A12</u>	<u>5A12 PRESSURE ROLL</u> <u>CASTING</u>	<u>06/02/011</u>	

Part Number	Product Description	Bin	Product
<u>90016A34</u>	<u>6A34 CENTER HIGH CASTING</u>	<u>06/02/012</u>	
<u>90017/8MB</u>	<u>7/8-14 NR MACHINERY BUSHING</u>	<u>06/04/005</u>	
<u>90017A7L</u>	<u>7A7L LEFT BEARING</u>	<u>06/02/008</u>	

<p><u>90016A34</u></p>	<p><u>7A7L BEARING</u> <u>RIGHT</u> <u>CASTING</u></p>	<p><u>06/02/008</u></p>	
<p><u>9001A15</u></p>	<p><u>A15 MAIN TUBE</u> <u>CASTING</u></p>	<p><u>06/04/006</u></p>	
<p><u>9001A16</u></p>	<p><u>A16 CONVEYOR</u> <u>CASTING</u></p>	<p><u>06/04/006</u></p>	




Part Number	Product Description	Bin	Product
<u>9001A18</u>	<u>A18 PRESSURE ROLL TUBE CASTING</u>	<u>06/04/006</u>	
<u>9001A3</u>	<u>A3 IDLER CASTING WITH AS7 SHAFT</u>	<u>06/02/007</u>	
<u>9001A60L</u>	<u>A60L FRONT LEFT DIAGONAL CASTING</u>	<u>06/02/011</u>	

Part Number	Product Description	Bin	Product
<u>9001A60R</u>	<u>A60R FRONT RIGHT</u> <u>DIAGONAL</u> <u>CASTING</u>	<u>06/02/011</u>	
<u>9001A61L</u>	<u>A61L SUPPORT</u> <u>FOR A60</u>	<u>06/02/006</u>	
<u>9001A61R</u>	<u>A61R SUPPORT</u> <u>FOR A60L</u>	<u>06/02/006</u>	

Part Number	Product Description	Bin	Product
<u>9001A62L</u>	<u>A62L LEFT REAR</u> <u>SUPPORT 7A7</u>	<u>06/02/014</u>	 A blue plastic component, likely a support bracket, with a rectangular shape and a small protrusion on the right side. It has a slightly textured surface and some faint markings.
<u>9001A62R</u>	<u>A62R RIGHT REAR</u> <u>SUPPORT 7A7</u>	<u>06/02/015</u>	 A blue plastic component, similar to the left rear support, but with a different shape and a small protrusion on the left side. It has a slightly textured surface and some faint markings.
<u>9001A8</u>	<u>A8 TOP GEAR</u> <u>COVER</u>	<u>06/02/006</u>	 A blue plastic component, a circular gear cover with a central hole and several small protrusions around the edge. It has a smooth surface and a slightly textured appearance.

Part Number	Product Description	Bin	Product
<u>9001A9</u>	<u>A9 BOTTOM GEAR COVER</u>	<u>06/02/006</u>	
<u>9001ABM14</u>	<u>ABM14 MAIN BEARING</u>	<u>06/04/002</u>	
<u>9001ABP3016DS</u>	<u>ABP3016DS 1/2" PULLEY BEARING</u>	<u>06/04/002</u>	




Part Number	Product Description	Bin	Product
<u>9001ABP3040DS</u>	<u>ABP304DS 7/8" PULLEY BEARING</u>	<u>06/04/002</u>	
<u>9001ABW1</u>	<u>ABW1 CONVEYOR BEARING</u>	<u>06/02/003</u>	
<u>9001ABW4</u>	<u>ABW4 PRESSURE ROLL BEARING</u>	<u>06/02/003</u>	




Part Number	Product Description	Bin	Product
<u>9001AC5</u>	<u>AC5 CONVEYOR HANGER</u>	<u>06/02/007</u>	
<u>9001AD1</u>	<u>AD1 DELIVERY BOX HANGER</u>	<u>06/02/012</u>	
<u>9001AE31</u>	<u>AE31 GOOSE NECK</u>	<u>06/05/001</u>	

Part Number	Product Description	Bin	Product
<u>9001AG11</u>	<u>AG11 ALUMINUM DIAGONAL GUARD</u>	<u>06/03/002</u>	
<u>9001AG11</u>	<u>AG11 ALUMINUM DIAGONAL GUARD/ NEW STYLE</u>	<u>06/03/002</u>	
<u>9001AG12L</u>	<u>AG12L LEFT REAR DIAGONAL GUARD</u>	<u>06/02/005</u>	


Part Number	Product Description	Bin	Product
<u>9001AG12R</u>	<u>AG12R RIGHT REAR DIAGONAL GUARD</u>	<u>06/02/005</u>	
<u>9001AG13</u>	<u>AG13 CONVEYOR GUARD</u>	<u>06/02/005</u>	
<u>9001AG14</u>	<u>AG14 CHAIN GUARD</u>	<u>06/02/007</u>	




Part Number	Product Description	Bin	Product
<u>9001AG15</u>	<u>AG15 SKIRT GUARD</u>	<u>06/02/007</u>	
<u>9001AG16</u>	<u>AG16 CENTER GUARD</u>	<u>06/02/005</u>	
<u>9001AG2</u>	<u>AG2 BEVEL GEAR</u>	<u>06/03/006</u>	

Part Number	Product Description	Bin	Product
<u>9001AH1-2</u>	<u>AH1-2 REDUCER</u> <u>SPROCKET</u>	<u>06/03/004</u>	 A close-up photograph of a small, circular metal sprocket with 12 teeth. It has a central hole and a smaller hole in the middle of the hub.
<u>9001AH4</u>	<u>AH4 CONVEYOR</u> <u>SPROCKET</u>	<u>06/03/004</u>	 A close-up photograph of a larger metal sprocket with 12 teeth. It features a large central hole and two smaller holes on either side, positioned along a horizontal line through the center.
<u>9001AH4C</u>	<u>AH4C TOP DECK</u> <u>SPROCKET</u>	<u>06/03/004</u>	 A close-up photograph of a large metal sprocket with 12 teeth. It has a large central hole and four smaller holes arranged in a square pattern around the center.




Part Number	Product Description	Bin	Product
<u>9001ASC2</u>	<u>ASC2 COLLAR</u> <u>FOR AH4C SPROCKET</u>	<u>06/01/001</u>	
<u>9001AH5L</u>	<u>AH5L 45" RC CHAIN</u> <u>CONN</u> <u>OFFSET/CONVEYOR</u>	<u>06/03/002</u>	
<u>9001AH5S</u>	<u>AH5S 25" RC40 CHAIN</u> <u>CONN</u> <u>OFFSET/CONVEYOR</u>	<u>06/03/002</u>	




Part Number	Product Description	Bin	Product
<u>9001AM88</u>	<u>AM88 PRESSURE ROLL COVER KIT</u>	<u>06/04/04</u>	
<u>9001AMS1</u>	<u>AMS1 3/4" COLLAR</u>	<u>06/04/004</u>	
<u>9001AMS2</u>	<u>AMS2 7/8" COLLAR</u>	<u>06/04/004</u>	




Part Number	Product Description	Bin	Product
<u>9001AMS3</u>	<u>AMS3 ½" COLLAR</u>	<u>06/03/002</u>	
<u>9001AMS32</u>	<u>AMS8 BOW GUARD</u>	<u>06/03/002</u>	
<u>9001AMS8</u>	<u>AMS8 BOW GUARD</u>	<u>06/03/002</u>	

Part Number	Product Description	Bin	Product
<p align="center"><u>9001AP1</u></p>	<p align="center"><u>AP1 IDLER PULLEY</u> <u>W/ (2) ABP3016DS</u> <u>BEARINGS</u> <u>2" X 4"</u> <u>(16 PER MACHINE</u></p>	<p align="center"><u>06/02/005</u></p>	
<p align="center"><u>9001AP3</u></p>	<p align="center"><u>AP3 DIAGONAL PULLEY</u> <u>5-1/2" X 6-3/4"</u> <u>(2 PER MACHINE)</u></p>	<p align="center"><u>06/02/003</u></p>	
<p align="center"><u>9001AP4</u></p>	<p align="center"><u>AP4 DIAGONAL PULLEY</u> <u>4" X 6-3/4"</u> <u>(2 PER MACHINE)</u></p>	<p align="center"><u>06/02/003</u></p>	

Part Number	Product Description	Bin	Product
<p align="center"><u>9001AP5</u></p>	<p align="center"><u>AP5 PULLEY</u> <u>W/ABP3040DS BEARINGS</u> <u>3" X 6"</u> <u>(6 PER MACHINE)</u></p>	<p align="center"><u>06/02/004</u></p>	
<p align="center"><u>9001APC1</u></p>	<p align="center"><u>APC1 STRAIGHT</u> <u>CONVEYOR PULLEY W/</u> <u>7/16"-14 X 3/4" SSS</u> <u>3-1/2" X 3-7/8"</u> <u>(6 PER MACHINE)</u></p>	<p align="center"><u>06/02/004</u></p>	
<p align="center"><u>9001APC1A</u></p>	<p align="center"><u>APC1A INDENTED</u> <u>CONVEYOR PULLEY</u> <u>3-1/2" X 3-7/8"</u> <u>(6 PER MACHINE)</u></p>	<p align="center"><u>06/02/005</u></p>	

Part Number	Product Description	Bin	Product
<u>9001AR136</u>	<u>AR136 DIAGONAL BELT</u> <u>6" X 136"</u> <u>(2 PER MACHINE)</u>	<u>06/06/009</u>	
<u>9001AR96</u>	<u>AR96 CENTER HIGH BELT</u> <u>5" X 96"</u> <u>(2 PER MACHINE)</u>	<u>06/06/009</u>	
<u>9001AR24</u>	<u>AR24 CONVEYOR BELT</u> <u>3-1/2" X 59-1/4"</u> <u>(24 PER MACHINE)</u>	<u>06/06/009</u>	




Part Number	Product Description	Bin	Product
<u>9001AR24CBS</u>	<u>AR24CBS CONVEYOR BELT SET (COMPLETE SET 24 BELTS)</u>	<u>06/02/009</u>	
<u>9001AR92</u>	<u>AR92 HOLD DOWN BELT 4" X 92" (2 PER MACHINE)</u>	<u>06/02/009</u>	
<u>9001AR1</u>	<u>AR1 TOP DEKC BELT 3-1/2" X 24-5/8" (2 PER MACHINE)</u>	<u>06/02/009</u>	

Part Number	Product Description	Bin	Product
<u>9001AR2</u>	<u>AR2 TOP DECK BELT</u> <u>3-1/2" X 34-1/2"</u> <u>(2 PER MACHINE)</u>	<u>06/02/009</u>	
<u>9001AR3</u>	<u>AR3 TOP DECK BELT</u> <u>3-1/2" X 43-1/2"</u> <u>(2 PER MACHINE)</u>	<u>06/02/009</u>	
<u>9001AR4</u>	<u>AR4 TOP DECK BELT</u> <u>3-1/2" X 54"</u> <u>(2 PER MACHINE)</u>	<u>06/02/009</u>	

Part Number	Product Description	Bin	Product
<u>9001AR5</u>	<u>AR5 TOP DECK BELT</u> <u>3-1/2" X 63-3/4"</u> <u>(2 PER MACHINE)</u>	<u>06/02/009</u>	
<u>9001AR6</u>	<u>AR6 TOP DECK BELT</u> <u>3-1/2" X 73-1/2"</u> <u>(2 PER MACHINE)</u>	<u>06/02/009</u>	
<u>9001AR7</u>	<u>AR7 TOP DECK BELT</u> <u>3-1/2" X 82-3/4"</u> <u>(2 PER MACHINE)</u>	<u>06/02/009</u>	




Part Number	Product Description	Bin	Product
<u>9001AR8</u>	<u>AR8 TOP DECK BELT</u> <u>3-1/2" X 73-1/2"</u> <u>(2 PER MACHINE)</u>	<u>06/02/009</u>	
<u>9001ARTDS</u>	<u>ARTDS TOP DECK BELT</u> <u>SET</u> <u>(COMPLETE SET)</u>	<u>06/02/009</u>	
<u>9001AS10</u>	<u>AS10 PRESSURE ROLL</u> <u>SHAFT</u> <u>3/4" X 80"</u> <u>(1 PER MACHINE)</u>	<u>06/03/001</u>	

Part Number	Product Description	Bin	Product
<u>9001AS11</u>	<u>AS11 TAKE UP SHAFT</u> <u>7/8" X 9"</u> <u>(2 PER MACHINE)</u>	<u>06/03/003</u>	
<u>9001AS12</u>	<u>AS12 CENTER LOW</u> <u>SHAFT</u> <u>7/8" X 9"</u> <u>(2 PER MACHINE)</u>	<u>06/03/003</u>	
<u>9001AS2</u>	<u>AS2 MAIN SHAFT</u> <u>7/8" X 51"</u> <u>(2 PER MACHINE)</u>	<u>06/03/001</u>	



Part Number	Product Description	Bin	Product
<u>9001AS3</u>	<u>AS3 DIAGONAL SHAFT</u> <u>7/8" X 9-3/4"</u> <u>(2 PER MACHINE)</u>	<u>06/03/003</u>	 A horizontal, cylindrical metal shaft with a smooth, polished surface, shown against a dark background.
<u>9001AS4</u>	<u>AS4 FRONT SHAFT</u> <u>7/8" X 8-3/8"</u> <u>(2 PER MACHINE)</u>	<u>06/03/003</u>	 A cylindrical metal shaft, similar to the AS3 shaft, but shown at an angle against a dark, textured background.
<u>9001AS5</u>	<u>AS5 CENTER HIGH SHAFT</u> <u>7/8" X 17-3/8"</u> <u>(2 PER MACHINE)</u>	<u>06/06/003</u>	 A horizontal, cylindrical metal shaft, similar to the AS3 shaft, with a smooth, polished surface, shown against a dark background.


Part Number	Product Description	Bin	Product
<u>9001AS6</u>	<u>AS6 HOLD DOWN SHAFT 7/8" X 16-3/4" (2 PER MAHCINE)</u>	<u>06/03/003</u>	
<u>9001AS7</u>	<u>AS7 IDLER SHAFT 1/2" X 5" (16 PER MACHINE)</u>	<u>06/03/003</u>	
<u>9001AS8</u>	<u>AS8 7/8" PRESSURE ROLL 7/8" X 77" (2 PER MACHINE)</u>	<u>06/03/001</u>	

Part Number	Product Description	Bin	Product
<u>9001AS9</u>	<u>AS9 CONVEYOR SHAFT</u> <u>7/8" X 108"</u> <u>(2 PER MACHINE)</u>	<u>06/03/001</u>	
<u>9001HD1T</u>	<u>HD1T THREADED ROD</u>	<u>06/04/003</u>	
<u>9001HD1P</u>	<u>HDIP PLAIN ROD ENDS</u>	<u>06/04/003</u>	

Part Number	Product Description	Bin	Product
<u>9001ASB</u>	<u>ASB SPREADING BOW</u>	<u>06/05/001</u>	
<u>9001AT2</u>	<u>AT2 MAIN TUBE</u> <u>4" OD X 46.25"</u>	<u>06/01/001</u>	
<u>9001AT8</u>	<u>AT8 PRESSURE ROLL</u> <u>TUBE</u> <u>4" OD X 60"</u>	<u>06/01/001</u>	

Part Number	Product Description	Bin	Product
<u>9001AT9</u>	<u>AT9 CONVEYOR TUBE</u> <u>3-1/2" OD X 49.50"</u>	<u>06/01/001</u>	
<u>9001PBS</u>	<u>PUSH BUTTON STATION</u>	<u>06/03/001</u>	
<u>9001GRTE</u>	<u>CL3507 ¾ HP, 1PH</u> <u>BALDOR MOTOR</u> <u>.75HP/1725 RPM/1</u> <u>PH/60HZ 35 LBS</u>	<u>06/02/018</u>	

Part Number	Product Description	Bin	Product
<u>9001GUTF</u>	<u>CM3545 ¾ HP 1PH</u> <u>BALDOR MOTOR</u> <u>.75 HP/1725 RPM/3PH/</u> <u>60HZ/ 26 LBS</u>	<u>06/02/018</u>	
<u>9001CR219L</u>	<u>GSF1520AA BALDOR</u> <u>REDUCER</u> <u>STF-200-15-A-A</u> <u>29 LBS</u>	<u>06/02/018</u>	



Product	Description1	Pcs.	Per Machine
90011/2-13HN	HEX NUT	EACH	6
90011/2-13X11/2HHCS	HEX HEAD CAP SCREW	EACH	4
90011/4-20X3/4HHCS	HEX HEAD CAP SCREW	EACH	5
90011/4-20X4FHS	FLAT HEAD SCREW	EACH	36
90011/4-20X5/8HHCS	HEX HEAD CAP SCREW	EACH	5
90011/4FW	FLAT WASHER	EACH	4
90011/4LW	LOCK WASHER	EACH	4
90011/4X58RHS	ROUND HEAD SCREW	EACH	5
900110/24X1/4RHS	ROUND HEAD SCREW	EACH	14
900110/24X3/4RHS	ROUND HEAD SCREW	EACH	10
900114W	14GAWIRE	FT	20
90013-1/2SWCB	3 1/2"SOLID WOVEN COTTON	FT	
90013/16X1PSP	PLATED SPRING PINS	EACH	
90013/8-16FHMS	FLAT HEAD SCREW	EACH	
90013/8-16HN	HEX NUT	EACH	
90013/8-16X11/4HHCS	HEX HEAD CAP SCREW	EACH	
90013/8-16X2SQHSS	SQUARE HEAD SET SCREW	EACH	
90013/8AN	ACORN NUT	EACH	
90013/8FW	FLAT WASHER	EACH	
90013/8LW	LOCK WASHER	EACH	
90013/8X11/2HHCS	HEX HEAD CAP SCREW	EACH	
90013/8X1HHCS	HEX HEAD CAP SCREW	EACH	
90013/8X4LB	LAG BOLTS	EACH	
90014A10	4A10 UPRIGHT R	EACH	1
90014A10S	4A10S UPRIGHT L	EACH	1
90014A11	4A11 CONVEYOR BRG HOLDER	EACH	6
90014A13	4A13 FEET	EACH	2
90014A24L	4A24L CENTER LOW CASTING	EACH	2
90014A24R	4A24R CENTER LOW CASTING	EACH	2
90015/16-18RHS	ROUND HEAD SCREW	EACH	
90015/16-18X1/2SSS	SOCKET SET SCREW	EACH	
90015/16-18X3/4SSS	SOCKET SET SCREW	EACH	
90015/16-18X5/16SSS	SOCKET SET SCREW	EACH	
90015A12	5A12 PRESSURE ROLL	EACH	2
90016A34	6A34 CENTER HIGH CASTING	EACH	2
90017/16-14X3/4SSS	SOCKET SET SCREW	EACH	
9001710AGBR	710 AGBR SWITCH	EACH	1
90017A7L	7A7L BEARING CASTING	EACH	4
90017A7R	7A7R BEARING CASTING	EACH	4
9001A15	A15 MAIN TUBE CASTING	EACH	2
9001A16	A16 CONVEYOR TUBE	EACH	2
9001A18	A18 PRESSURE ROLL TUBE	EACH	1
9001A3	A3 IDLER CASTING	EACH	16
9001A60L	A60L FRONT DIAGONAL	EACH	1
9001A60R	A60R FRONT DIAGONAL	EACH	1
9001A61L	A61L SUPPORT FOR A60	EACH	1
9001A61R	A61R SUPPORT FOR 60L	EACH	1
9001A62L	A62L REAR SUPPORT 7A7	EACH	1
9001A62R	A62R REAR SUPPORT 7A7	EACH	1
9001A8	A8 TOP GEAR COVER	EACH	2
9001A9	A9 BOTTOM GEAR COVER	EACH	2

Product	Description1	Pcs.	Per Machine
9001ABM14	ABM14 MAIN BEARING	EACH	8
9001ABP3016DS	ABP3016DS 1/2" PULLEY	EACH	32
9001ABP3040DS	AB93040DS 7/8" PULLEY	EACH	16
9001ABW1	ABW1 CONVEYOR BEARING	EACH	6
9001ABW4	ABW4 PRESSURE ROLL	EACH	2
9001AC5	AC5 CONVEYOR HANGER	EACH	2
9001AC7	AC7 UPRIGHT	EACH	2
9001ACF	ACF A CASTER FRAME	EACH	2
9001ACW	ACW A CASTER WHEEL BRG &	EACH	2
9001AD1	AD1 DELIVERY BOX HANGER	EACH	2
9001AD2	AD2 DELIVERY BOX ANGLE	EACH	2
9001AD3-4	AD3-4 LIFT ARM	EACH	1
9001ADB	DELIVERY BOX BOARD	EACH	6
9001ADPL	ADPL REDUCER ADAPTOR	EACH	1
9001AE31	AE31 GOOSE NECK	EACH	1
9001AG11	AG11 ALUM. DIAGONAL	EACH	2
9001AG12L	AG12L REAR DIAGONAL	EACH	1
9001AG12R	AG12R REAR DIAGONAL	EACH	1
9001AG13	AG13 CONVEYOR GUARD	EACH	2
9001AG14	AG14 CHAIN GUARD	EACH	1
9001AG15	AG15 SKIRT GUARD	EACH	2
9001AG16	AG16 CENTER GUARD	EACH	1
9001AG2	AG2 BEVEL GEARS	EACH	4
9001AH1-2	AH1-2 REDUCER SPROCKET	EACH	1
9001AH4	AH4 CONVEYOR SPROCKET	EACH	1
9001AH4C	AH4C TOP DECK SPROCKET	EACH	1
9001AH5L	AH5L 45"RC40 CHAIN CONN	EACH	1
9001AH5S	AH5S 25"RC40 CHAIN CONN	EACH	1
9001AH6	AH6 RC40 CONNECTING LINK	EACH	1
9001AH7	AH7 RC40 OFFSET LINK	EACH	1
9001AM88	AM88 PRESSURE ROLL COVER	EACH	1
9001AM89	AM89 R D NAME PLATE	EACH	2
9001AMS1	AMS1 3/4" COLLAR	EACH	4
9001AMS2	AMS2 7/8" COLLAR	EACH	14
9001AMS3	AMS3 1/2" COLLAR	EACH	16
9001AMS32	AMS32 GUARD ROD W/NUTS	EACH	2
9001AMS8	AMS8 BOW GUARD	EACH	2
9001AMS9	AMS9 PRESSURE ROLL SET	EACH	2
9001AN1	AN1 PRESSURE ROLL & A60	EACH	2
9001AOR	AOR #35 O RING	EACH	4
9001AP1	AP1 IDLER PULLEY ASSEM	EACH	16
9001AP3	AP3 DIAGONAL PULLEY	EACH	2
9001AP4	AP4 DIAG. PULLEY ASSY	EACH	2
9001AP5	AP5 PULLEY ASSEMBLY	EACH	8
9001APC1	APC1 STRAIGHT CONVEYOR	EACH	20
9001APC1A	APC1A INDENTED CONVEYOR	EACH	6
9001AR1	AR1 TOP DECK BELT	EACH	1
9001AR136	AR136 DIAGONAL BELT	EACH	2
9001AR2	AR2 TOP DECK BELT	EACH	2
9001AR24	AR24 CONVEYOR BELT	EACH	24
9001AR24CBS	AR24CBS CONVEYOR BELT	EACH	1

Product	Description1	Pcs.	Per Machine
9001AR3	AR3 TOP DECK BELT	EACH	1
9001AR4	AR4 TOP DECK BELT	EACH	1
9001AR5	AR5 TOP DECK BELT	EACH	1
9001AR6	AR6 TOP DECK BELT	EACH	1
9001AR7	AR7 TOP DECK BELT	EACH	1
9001AR8	AR8 TOP DECK BELT	EACH	1
9001AR92	AR92 HOLD DOWN BELT	EACH	2
9001AR96	AR96 CENTER HIGH BELT	EACH	2
9001ARTDS	ARTDS TOP DECK BELT SET	EACH	1
9001AS10	AS10 3/4 PRESSURE ROLL	EACH	1
9001AS11	AS11 TAKE UP SHAFT	EACH	2
9001AS12	AS12 CENTER LOW SHAFT	EACH	2
9001AS2	AS2 MAIN SHAFT	EACH	2
9001AS3	AS3 DIAGONAL SHAFT	EACH	2
9001AS4	AS4 FRONT SHAFT	EACH	2
9001AS5	AS5 CENTER HIGH SHAFT	EACH	1
9001AS6	AS6 HOLD DOWN SHAFT	EACH	1
9001AS7	AS7 IDLER SHAFT	EACH	16
9001AS8	AS8 7/8 PRESSURE ROLL	EACH	1
9001AS9	AS9 CONVEYOR SHAFT	EACH	1
9001ASB	ASB SPREADING BOW	EACH	1
9001ASC2	ASC2 COLLAR	EACH	1
9001AT2	AT2 MAIN TUBE	EACH	2
9001AT8	AT8 PRESSURE ROLL TUBE	EACH	1
9001AT9	AT9 CONVEYOR TUBE	EACH	2
9001CR219L	GSF1520AA BALDOR REDUCER	EACH	1
9001FCG	FCG FLEXIBLE CONDUIT	3 FT	
9001FS1	FS1 SWITCH BOX	EACH	1
9001FS2	FS2 FOOT SWITCH	EACH	1
9001FST	FST COVER	EACH	1
9001GRTF	CL3507 3/4 HP 1PH	EACH	1
9001GUTF	CM3542 3/4HP 3PH	EACH	1
9001HD1P	HD1P PLAIN ROD ENDS	EACH	2
9001HD1T	HD1T THREADED ROD ENDS	EACH	2
9001HD5	HD5 5/8" ROD END JAM NUT	EACH	2
9001MINE45	MINE 45 1 HOLE PIPE	EACH	6
9001NPHD	NPHD HOLD DOWN NAME	EACH	1
9001NPS	NPS SAGER NAME PLATE	EACH	1
9001SBG1-6	SBG1-6 1 PHASE STARTER	EACH	1
9001SBG2-3	SBG2-3 3 PHASE 230-240V	EACH	1
9001SBG2-5	SBG2-5 3 PHASE 208 VOLT	EACH	1
9001SCG1	SCG1 3 PHASE 440VOLT	EACH	1
9001SNP	SAGER NAME PLATE	EACH	1